



Since 1916



PORT UPDATE FEBRUARY 2024

TABLE OF CONTENT

Key Points - Major Ports

Cargo Performance - Major Ports

Key Points - Minor Ports

Cargo Performance - Minor Ports

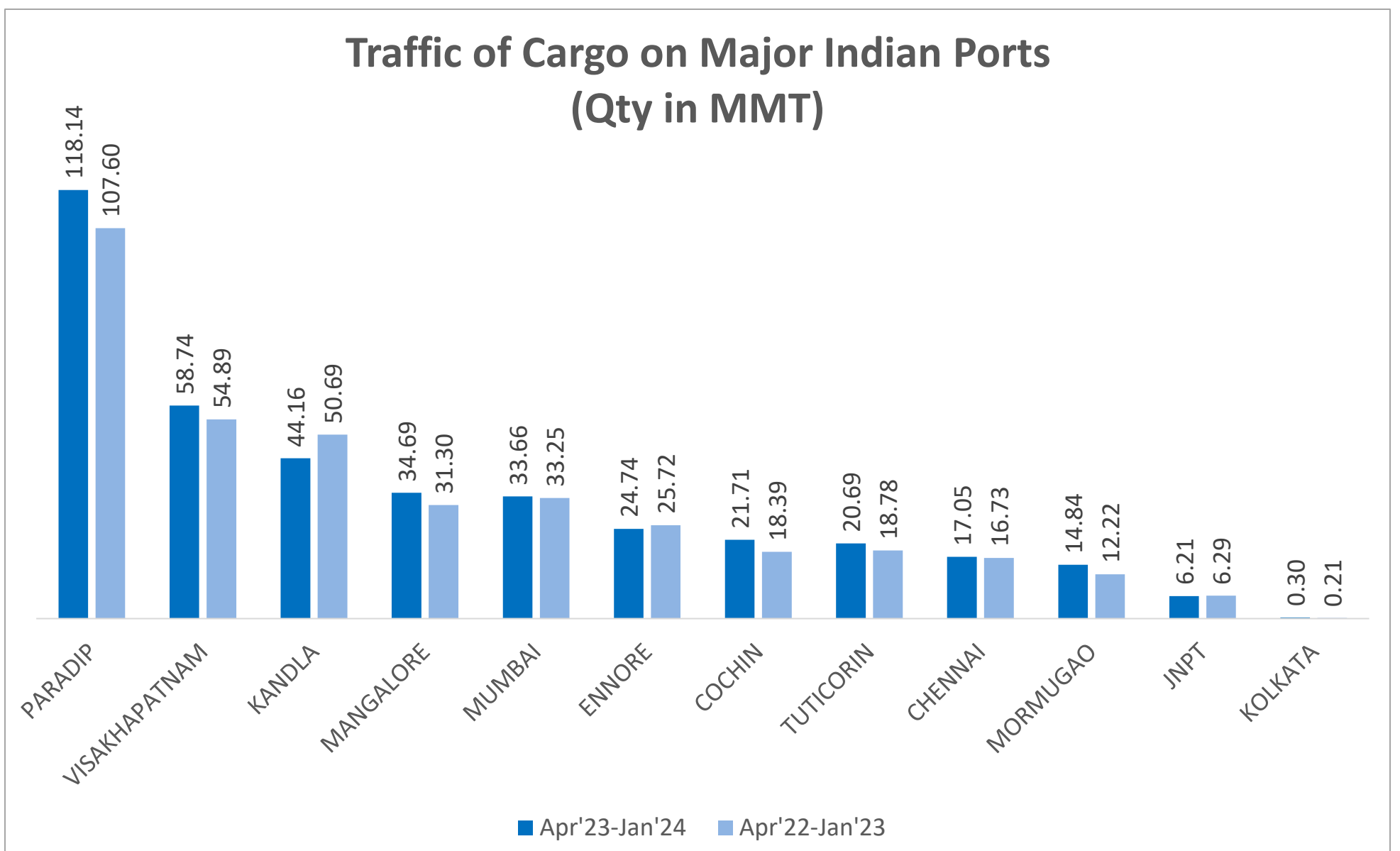
Key Highlights

Market Updates

Disclaimer: The information contained in this market update is drawn from wide range of newspapers, business and trade magazines, government, company and industry association websites. While all possible care is taken to verify the correctness and authenticity of information contained in this compilation, no claim to independent authorship of articles is implied or intended. Readers are expected to make their own independent evaluation and verification of information for their use. While all information contained in this report are believed to be correct, the editors of this compilation or J. M. Baxi & Co. do not guarantee the quotes or other data and the same is provided only in good faith.

KEY POINTS MAJOR PORTS

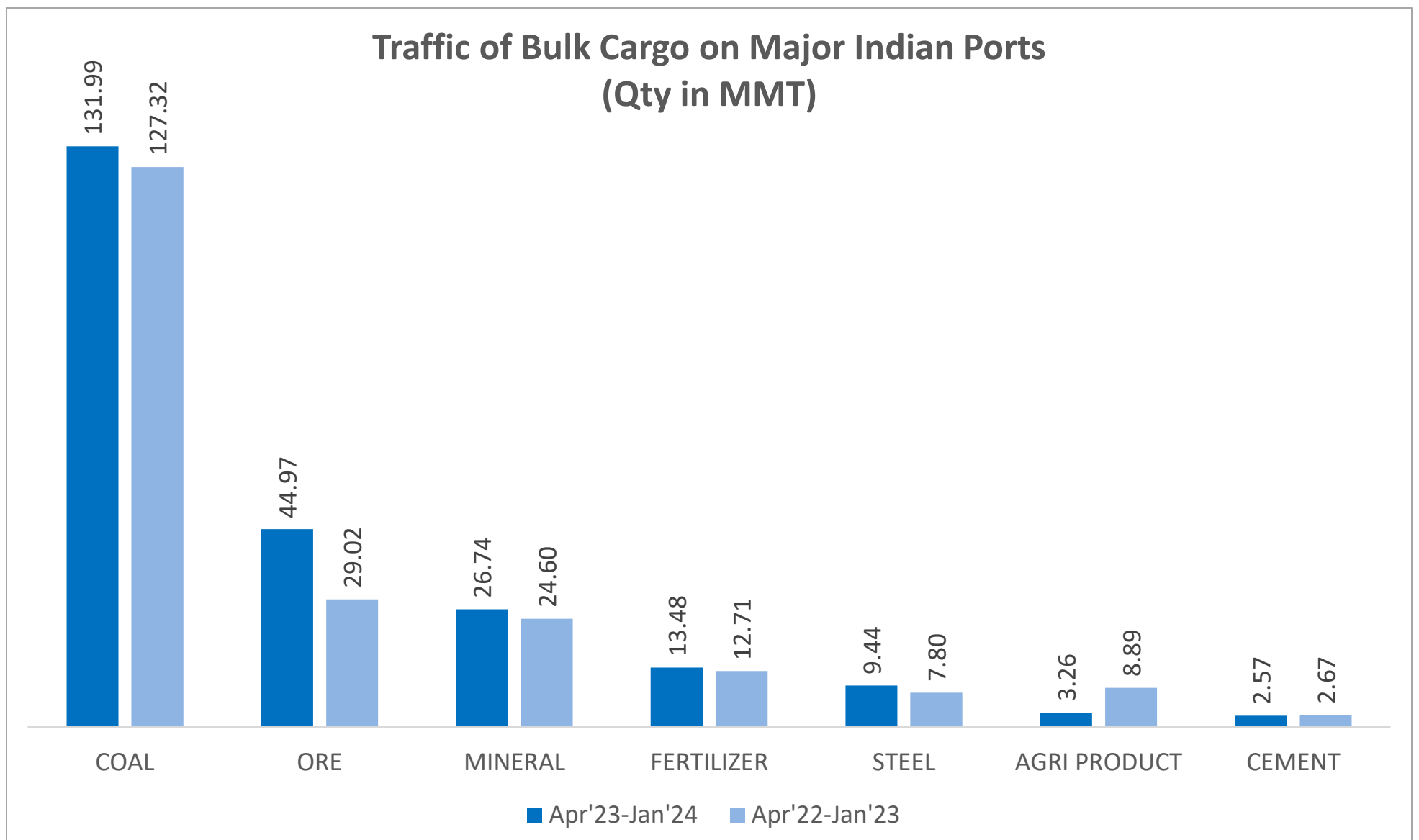
- Between major and minor ports, 896.91 MMT of traffic saw movement in Apr'23-Jan'24 which was an increase of 9.15% as compared to the same period last fiscal. 95.43 MMT of traffic was maintained in Jan'24 which showed an increase of 11.63% as compared to Jan'23.
- Major ports reported volume growth of 4.77% to 394.93 MMT in Apr'23-Jan'24, as compared to total volume of 376.08 MMT during same period last year. In the month of Jan'24, the traffic was recorded at 44.33 MMT which was an increase by 11.13% compared to Jan'23.
- Traffic wise Paradip, Visakhapatnam & Kandla showed the highest traffic at 118.14 MMT, 58.74 MMT, 44.16 MMT respectively.



CARGO PERFORMANCE MAJOR PORTS

BULK CARGO

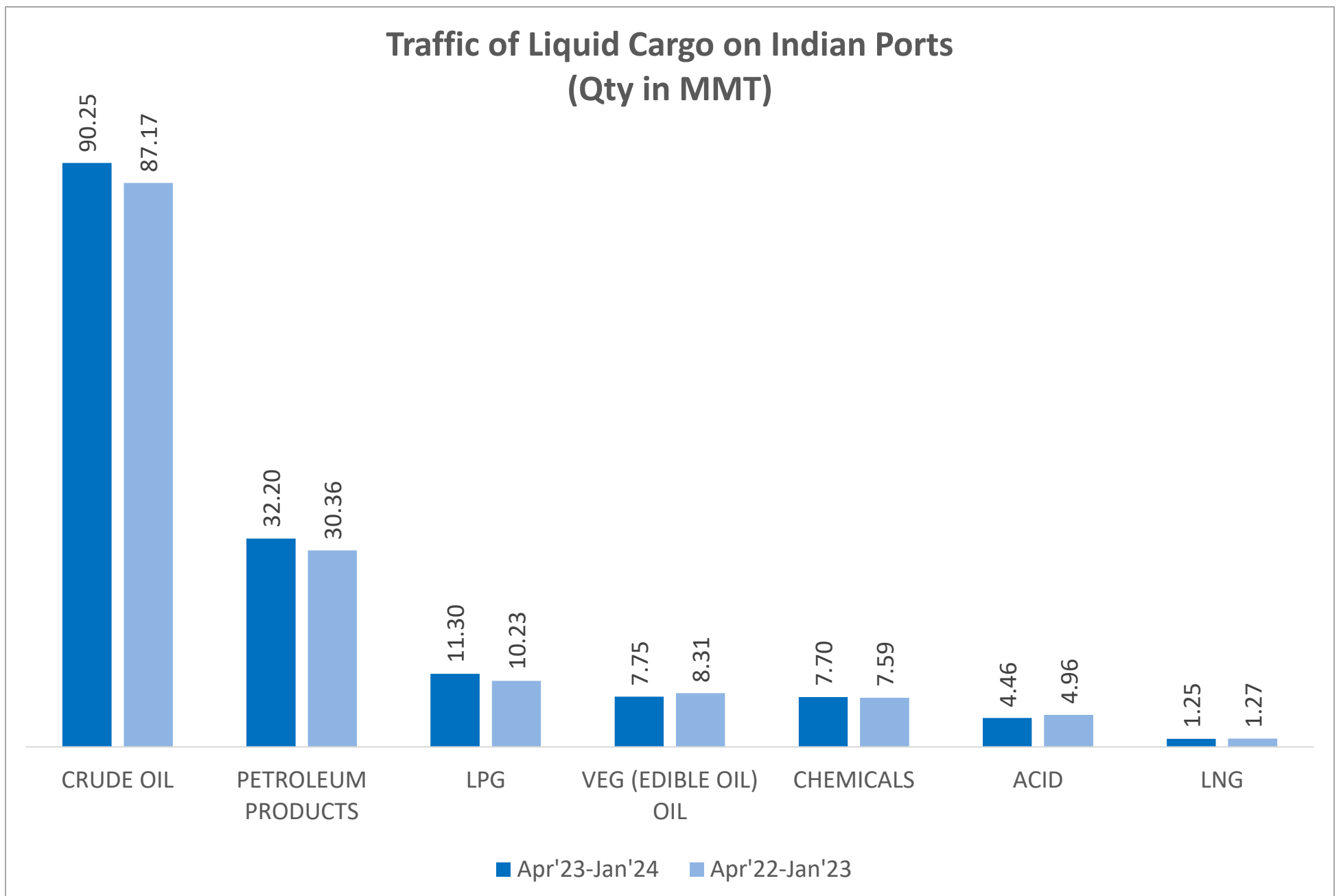
- India's coal production increased by 11.18% to 14.36 MMT from 12.76 MMT during Jan'24 as compared to Jan'23.
- Coal traffic on Major Indian ports stood at 131.99 MMT in April'23-Jan'24.
- Shipments of ore, including pellets through the 12 major ports, increased by 35.47% Y-O-Y to 44.97 MMT in April'23-Jan'24 as compared to April'22-Jan'23.



CARGO PERFORMANCE MAJOR PORTS

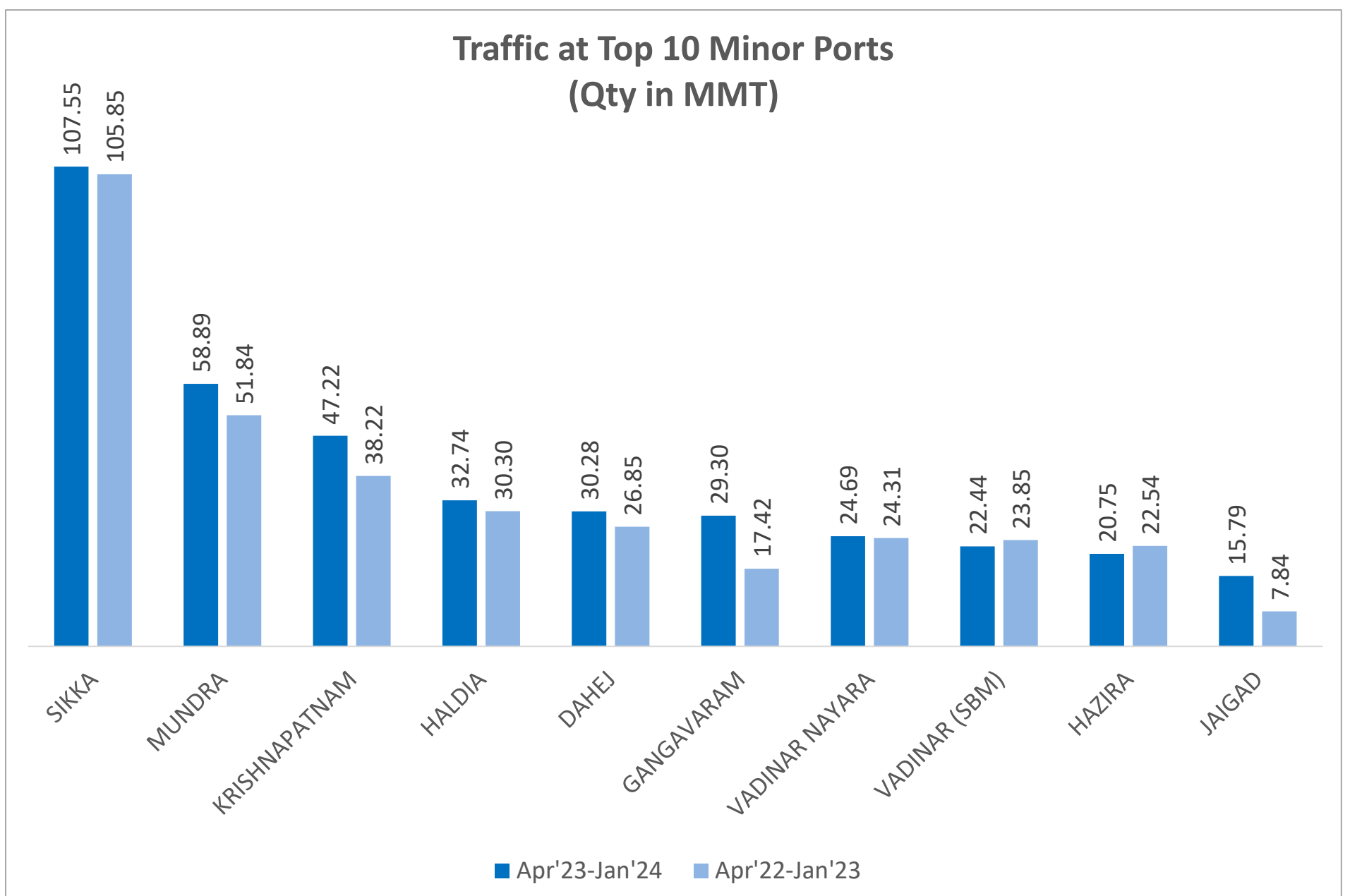
LIQUID CARGO

- P.O.L., Crude, LPG/LNG shipments rose to 135.00 MMT by 4.42%, while Other Liquids traffic at major port rose to 19.91 MMT.



KEY POINTS MINOR PORTS

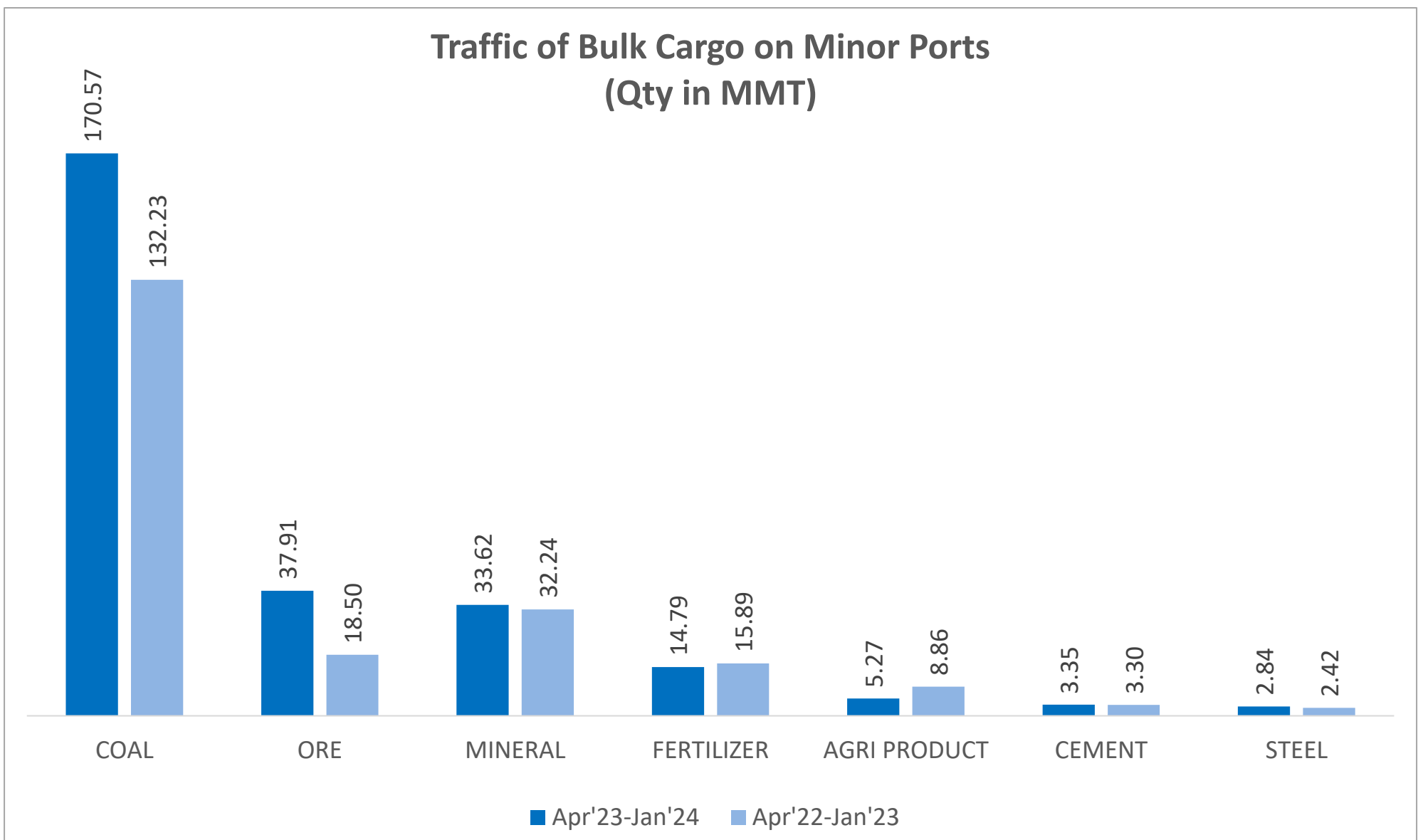
- Minor ports reported volume increase of 12.60% to 501.98 MMT in Apr'23-Jan'24, as compared to total volume of 438.72 MMT during same period last year. In Jan'24, the total reported volume was 51.10 MMT which showed an increase of 12.05% Y-O-Y.
- Traffic wise top three ports Sikka, Mundra & Krishnapatnam showed traffic of 107.55 MMT, 58.89 MMT & 47.22 MMT resp.



CARGO PERFORMANCE MINOR PORTS

BULK CARGO

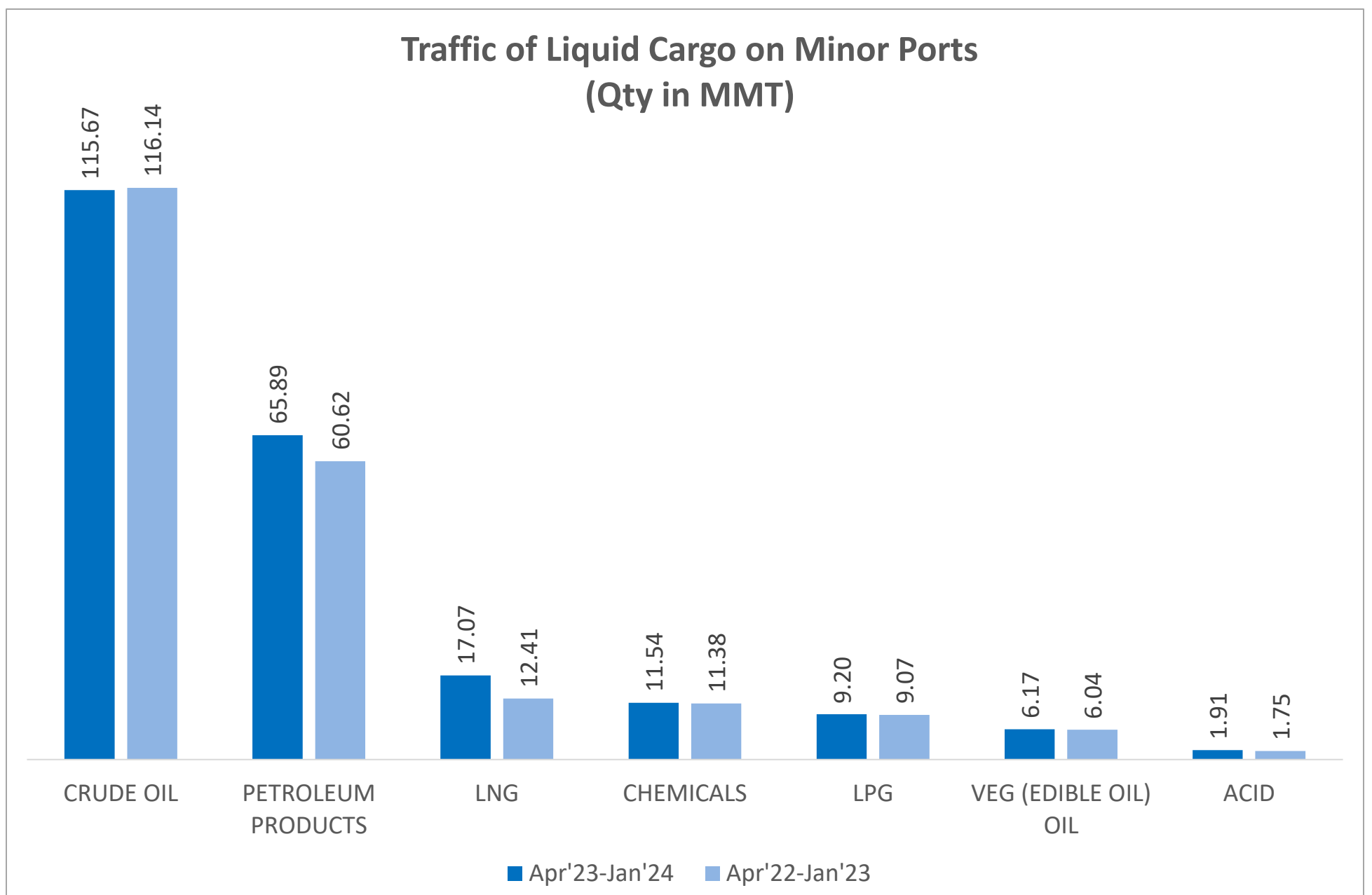
- Coal shipment at Indian minor ports during Apr'23-Jan'24 increased nearly 22.48% to 170.57 MMT from 132.23 MMT for the same period last year.
- There was significant increase of 51.20% in the shipment of ore from 18.50 MMT in Apr'22-Jan'23 to 37.91 MMT in Apr'23-Jan'24.
- Total Bulk Cargo traffic at minor ports increased nearly 20.47% to 268.36 MMT from 213.44 MMT for the same period last year.



CARGO PERFORMANCE MINOR PORTS

LIQUID CARGO

- Crude oil, POL & LPG/LNG shipments at Indian minor ports was recorded at 207.83 MMT and other Liquids traffic at major port rose to 19.62 MMT in Apr'23-Jan'24.
- Total Liquid Cargo traffic at minor ports increased during Apr'23-Jan'24 by 4.42% to 227.45 MMT from 217.40 MMT for the same period last year.



MARKET UPDATES



OTHER REPORTS FOR FEBRUARY 2024

- » J. M. BAXI & CO. Monthly Agri Products Update
- » J. M. BAXI & CO. Monthly Automotive Logistics Update
- » J. M. BAXI & CO. Monthly Cement Update
- » J. M. BAXI & CO. Monthly Chemical Update
- » J. M. BAXI & CO. Monthly Coal Update
- » J. M. BAXI & CO. Monthly Container Update
- » J. M. BAXI & CO. Monthly Cruise Shipping Update
- » J. M. BAXI & CO. Monthly Edible oil and Extractions Update
- » J. M. BAXI & CO. Monthly Fertilizer Update
- » J. M. BAXI & CO. Monthly Mineral and Metal Update
- » J. M. BAXI & CO. Monthly Oil and Petroleum Update
- » **J. M. BAXI & CO. Monthly Port Update**
- » J. M. BAXI & CO. Monthly Project Cargo Update
- » J. M. BAXI & CO. Monthly Seafarers Insights Update
- » J. M. BAXI & CO. Monthly Steel Update

Research and Analysis Desk

J. M. BAXI. & CO.,

Godrej Coliseum, Office No. 801, 8th floor,
“C” wing, Behind Everard Nagar,
Off. Somaiya Road, Sion. Mumbai - 400022
INDIA.

T: 022 61077100 Ext 161/145, |
M: 091-7506004224 / 7045659111

E: shwetalk@jmbaxi.com | W:
www.jmbaxico.com